

VIC-20

The Friendly Computer

No accessories required!
Plugs directly into your VIC 20

CARTRIDGE

COSMIC CRUNCHER

Maneuver your "Cosmic Cruncher" through the Milky Way and "crunch" all the pulsars in each part of the galaxy. 11 challenging levels of play . . . over 300 color/maze combinations. Another exciting Commodore arcade-style action game!



use with keyboard or game paddles





VIC 1922

COSMIC CRUNCHER



Loading the Cartridge and Starting the Game.

1. Turn your VIC-20 OFF before inserting or removing the cartridge.
2. Insert the cartridge (label side up) into the wide expansion port on the back of the computer.
3. Turn the VIC-20 ON. After a second or two, the opening title should appear on the screen. (If the title doesn't appear, turn your VIC-20 off then back on).

Adjusting Screen Position

To center the picture use the  and  keys. Each time you press the  key, the picture will move to the right, and when the  key is pressed, the picture will move towards the bottom of your TV screen. Keep using these two keys until you are satisfied the picture is centered within your screen. (NOTE: Once the game has begun you can not change the screen colors).

Eliminating Screen Flutter

On some TV sets with automatic fine tuning your screen may "flutter" up and down when using a computer or video game. To correct this, hold down the  key and hit the  key. (NOTE: Doing this with a standard TV set may cause the screen to flutter).

OVER 300 OPTIONS—Cosmic Cruncher gives you over 300 special color and maze combinations! You can only activate one of these options when YOU FIRST TURN ON THE COMPUTER, which means you must select your options IMMEDIATELY AFTER TURNING ON YOUR VIC. To change options, you must turn the computer off and on again. Some combinations add extra challenge by making "Killer Satellites" invisible! The yellow function keys on the right side of your VIC-20 keyboard activate the game options. (Hold down the shift key while typing numbered F keys.)

- F1/F2 Change Type of Maze
- F3 Change the Galaxy Color
- F7 Change Color of Maze

commodore

CREATING "INVISIBLE" CHARACTERS

You can add an extra special dimension to your **COSMIC CRUNCHER** game by adding "invisible characters"! How? Just change the Galaxy Color to match the color of a killer satellite. Making the galaxy the same color as one of the satellites will make that satellite "disappear" and add more challenge to your game. For example, a red galaxy makes the red satellite disappear. The only character you can't make disappear is the Cosmic Cruncher, who is always cyan (light blue-green).

COSMIC CRUNCHER SCORING

COSMIC CRUNCHER shows you the most recent HIGH SCORE as well as your current game score. The high score is displayed as long as you leave the computer on, and is reset to zero when turned off.

1. You can play **COSMIC CRUNCHER** with either a JOYSTICK or the keyboard.
2. To start the game use the FIRE BUTTON on the joystick or the F1 FUNCTION key on the keyboard.
3. If you're using the keyboard the direction of your cruncher is:

LEFT.....	"L"
RIGHT.....	". "
UP.....	"P"
DOWN.....	". "

10 Points.....	Each Pulsar Dot
300 Point	First Satellite
500 Points	Second Satellite
700Points.....	Third Satellite
1400 Points	Fourth Satellite

GALAXY SYMBOLS

100	Earth
300 Points.....	Moon
500 Points.....	Sun
700 Points.....	Saturn
1000 Points.....	Star
2000 Points	Milky Way
3000 Points.....	Alien
5000 Points.....	Secret Symbol
10000 Points	1 Bonus Cruncher

 **commodore**

VIC-1922

COSMIC CRUNCHER

Support